

Spa Race Festival 2012

Belgian Historic Cup - Race 1

20 - 22 July 2012

Spa - 7003 mtr.

Pos	Nbr	Name	Car	Cls	PIC	Gap	Total time	Fastest	In	Avg. Speed
1	19	VAN ELDEREN Jan	Porsche 911 RS	3 D	1	-- 5 laps --	16:08.407	2:55.563	2	130.16
2	316	JULESEN Tjarco	Porsche 911	5	1	45.381	16:53.788	2:55.419	2	124.33
3	58	DIERICKX Geert	BMW E 30 M3	4 C	1	46.761	16:55.168	2:55.552	2	124.17
4	15	FRANS Tony	Chevrolet Camaro Z28	2 E	1	48.444	16:56.851	2:55.956	2	123.96
5	107	GELISSEN Olav	Porsche 964	4 D	1	59.638	17:08.045	2:57.657	2	122.61
6	36	VAN ROMPUY Tom	Opel Kadett GTE	1 C	1	1:11.757	17:20.164	3:02.787	2	121.18
7	75	BLEUS Georges	VW Golf GTI	3 B	1	1:13.107	17:21.514	3:04.962	2	121.02
8	81	Scheurs/Lotterer	Audi Coupé 2,0	4 C	2	1:20.846	17:29.253	3:03.886	2	120.13
9	5	VAN SPRUNDEL Freddy	Ford Escort RS2000 Mk I	3 C	1	1:29.951	17:38.358	3:02.113	2	119.10
10	87	BLOMAERT Herbert	BMW E 30 325i	4 C	3	1:31.691	17:40.098	3:02.048	2	118.90
11	51	ROSENHART Edgar	Ford Mustang GP II 302	1 E	1	1:31.990	17:40.397	3:04.741	1	118.87
12	109	WOLTERS Hans	Porsche 964	4 D	2	1:42.998	17:51.405	3:06.116	1	117.65
13	24	VAN ELDEREN Bas	BMW E30 325i	4 C	4	1:46.971	17:55.378	3:03.096	2	117.21
14	96	VAN ROMPUY Dirk	Opel Kadett GTE	3 C	2	1:47.767	17:56.174	3:05.596	2	117.13
15	120	LAUREYNS Tom	BMW 325i	4 C	5	1:54.113	18:02.520	3:06.979	1	116.44
16	45	VAN DAMME Patrick	Opel Kadett GTE	2 C	1	1:54.724	18:03.131	3:14.351	2	116.37
17	83	DIERICK Marnix	Jaguar 420 Saloon	3 D	2	1:55.808	18:04.215	3:17.323	2	116.26
18	20	VAN HAM Cor	Porsche 934	3 D	3	2:30.873	18:39.280	2:59.937	2	112.62
19	3	PAQUE Pierre-Yves	Porsche 911 SC RS	4 D	3	2:33.643	18:42.050	3:05.258	2	112.34
20	37	VAN de PLASSE Jean-Pierre	Peugeot 205 GTI	4 C	6	2:34.632	18:43.039	3:17.718	2	112.24
21	63	VERECKEN Michel	Ford Escort RS2000	2 C	2	2:36.034	18:44.441	3:17.541	2	112.10
22	68	BRUNEEL Raphael	VW Golf	4 B	1	2:38.387	18:46.794	3:14.954	2	111.86
23	172	VISSER Cor *	Austin Healey 3000 Mk III	1 E	2	2:41.324	18:49.731	3:17.109	1	111.57
24	123	VAN LAARHOVEN Marcel	Ford Mustang Shelby GT350	1 E	3	2:43.525	18:51.932	3:11.210	2	111.36
25	122	POULET Roger	Lotus Elan	1 B	1	2:50.309	18:58.716	3:04.346	2	110.69
26	69	RION Stephane	Lotus Europa Twin Cam	2 B	1	2:50.487	18:58.894	3:13.136	2	110.68
27	117	NULENS Eric	Porsche 964	4 D	4	2:59.932	19:08.339	3:13.494	1	109.77
28	171	T' HOEN Robert-Jan	Austin Healey 3000 Mk I	1 E	4	3:41.372	19:49.779	3:17.254	1	105.94
29	6	DE BAER Guy	Ford GT 40	3 D	4	4:30.916	20:39.323	3:22.066	2	101.71
30	41	DIELEN Hélène	Austin Healey Sprite Mk III	3 A	1	4:33.282	20:41.689	3:28.826	1	101.51
31	195	POTTERS Mario	Peugeot 205 GTI	4 C	7	4:42.289	20:50.696	3:31.272	1	100.78
32	29	MATTHIEU Marc	Austin Healey Sprite Frogeye	3 A	2	4:49.942	20:58.349	3:30.188	2	100.17
33	39	TINEBRA Fabrice	Porsche 924 S	3 C	3	5:32.109	21:40.516	3:41.204	1	96.92
34	205	Van den BOOGAARD	Porsche 964	4 D	5	5:37.013	21:45.420	3:11.896	2	96.56
35	33	CRYNs Rafael	Porsche 911 ST	2 D	1	5:47.585	21:55.992	3:12.300	2	95.78
36	110	MATHAY Marc	BMW 2002 Alpina	2 C	3	5:47.916	21:56.323	3:12.766	2	95.76
37	78	SMEETS-Bert	Dodge Challenger	3 D	5	-- 4 laps --	12:25.842	2:55.278	2	135.20
38	55	SELDERS Kees	TVR Vixen 2500	3 C	4	1:34.536	14:00.378	3:10.647	2	119.99
39	250	BRAUNEISER Hans	Ford Escort MK II	4 C	8	2:16.969	14:42.811	3:17.907	2	114.22
40	32	MARTENS Xavier	Porsche 911 3.0	3 D	6	4:43.870	17:09.712	3:49.257	2	97.93
41	28	D'HOOGHE Corry	Lancia Beta Monte Carlo	5	2	8:30.930	20:56.772	3:12.860	2	80.23
42	121	BRACKE Jonathan	BMW 325i	4 C	9	-- 3 laps --	10:51.032	3:18.563	2	116.17
NOT CLASSIFIED IN CLASS 2 B			Classification Limit (75% of 5 laps) = 3 laps							
DNC	89	FARROW David	Alfa Romeo Giulia Super	2 B	2	2 laps	17:27.686	3:59.358	1	48.12
NOT CLASSIFIED IN CLASS 3 D			Classification Limit (75% of 5 laps) = 3 laps							
DNC	4	SCHIPPERS Jan	Chevrolet Camaro	3 D	7	1 laps	3:24.428	3:05.296	1	123.32

Nr. 20, 69 and 171 - 1 minute penalty for overtaking during Safety Car
 Nr. 33 and 110 - 4 minutes penalty for overtaking twice during Safety Car

Fastest time : 2:55.278 in lap 2 by nbr. 78 : SMEETS Bert (Dodge Challenger)




Timekeeping by : RSTime by TimeService.nl

Publication-time

Results and Laptimes : www.racereults.nu

Time Printed : 17:00:25

17:20h

Clerk of the Course  Hans Schnock	Steward	Timekeeper  Harald Roelse	
Page 1 of 1	Results remain provisional pending technical examination and decisions from the stewards of the meeting		

Spa Race Festival 2012

Belgian Historic Cup - Race 1

20 - 22 July 2012

Spa - 7003 mtr.

Class = 1 B

Pos	Nbr	Name	Car	Gap	Diff	Total time	Fastest	In
1	122	POULET Roger	Lotus Elan	-- 5 laps --		18:58.716	3:04.346	2

Class = 1 C

Pos	Nbr	Name	Car	Gap	Diff	Total time	Fastest	In
1	36	VAN ROMPUY Tom	Opel Kadett GTE	-- 5 laps --		17:20.164	3:02.787	2

Class = 1 E

Pos	Nbr	Name	Car	Gap	Diff	Total time	Fastest	In
1	51	ROSENHART Edgar	Ford Mustang GP II 302	-- 5 laps --		17:40.397	3:04.741	1
2	172	VISSER Cor *	Austin Healey 3000 Mk III	1:09.334	1:09.334	18:49.731	3:17.109	1
3	123	VAN LAARHOVEN Marcel	Ford Mustang Shelby GT350	1:11.535	2.201	18:51.932	3:11.210	2
4	171	T' HOEN Robert-Jan	Austin Healey 3000 Mk I	2:09.382	57.847	19:49.779	3:17.254	1

Class = 2 B

Pos	Nbr	Name	Car	Gap	Diff	Total time	Fastest	In
1	69	RION Stephane	Lotus Europa Twin Cam	-- 5 laps --		18:58.894	3:13.136	2
NOT CLASSIFIED IN CLASS 2 B Classification Limit (75% of 5 laps) = 3 laps								

DNC	89	FARROW David	Alfa Romeo Giulia Super	2 laps		17:27.686	3:59.358	1
-----	----	--------------	-------------------------	--------	--	-----------	----------	---

Class = 2 C

Pos	Nbr	Name	Car	Gap	Diff	Total time	Fastest	In
1	45	VAN DAMME Patrick	Opel Kadett GTE	-- 5 laps --		18:03.131	3:14.351	2
2	63	VERECKEN Michel	Ford Escort RS2000	41.310	41.310	18:44.441	3:17.541	2
3	110	MATHAY Marc	BMW 2002 Alpina	3:53.192	3:11.882	21:56.323	3:12.766	2

Class = 2 D

Pos	Nbr	Name	Car	Gap	Diff	Total time	Fastest	In
1	33	CRYNIS Rafaël	Porsche 911 ST	-- 5 laps --		21:55.992	3:12.300	2

Class = 2 E

Pos	Nbr	Name	Car	Gap	Diff	Total time	Fastest	In
1	15	FRANS Tony	Chevrolet Camaro Z28	-- 5 laps --		16:56.851	2:55.956	2

Class = 3 A

Pos	Nbr	Name	Car	Gap	Diff	Total time	Fastest	In
1	41	DIELEN Hélène	Austin Healey Sprite Mk III	-- 5 laps --		20:41.689	3:28.826	1
2	29	MATTHIEU Marc	Austin Healey Sprite Progeve	16.660	16.660	20:58.349	3:30.188	2

Class = 3 B

Pos	Nbr	Name	Car	Gap	Diff	Total time	Fastest	In
1	75	BLEUS Georges	VW Golf GTI	-- 5 laps --		17:21.514	3:04.962	2

Class = 3 C

Pos	Nbr	Name	Car	Gap	Diff	Total time	Fastest	In
1	5	VAN SPRUNDEL Freddy	Ford Escort RS2000 Mk I	-- 5 laps --		17:38.358	3:02.113	2
2	96	VAN ROMPUY Dirk	Opel Kadett GTE	17.816	17.816	17:56.174	3:05.596	2
3	39	TINEBRA Fabrice	Porsche 924 S	4:02.158	3:44.342	21:40.516	3:41.204	1
4	55	SELDERS Kees	TVR Vixen 2500	-- 4 laps --		14:00.378	3:10.647	2

Fastest time : 2:55.278 in lap 2 by nbr. 78 : SMEETS Bert (Dodge Challenger)




Timekeeping by : RSTime by TimeService.nl

Publication-time

Results and Laptimes : www.raceresults.nl

Time Printed : 17:00:57

17:20h

Clerk of the Course  Hans Schnock	Steward	Timekeeper  Harald Roelse	
Page 1 of 2	Results remain provisional pending technical examination and decisions from the stewards of the meeting		

Spa Race Festival 2012

Belgian Historic Cup - Race 1

20 - 22 July 2012

Spa - 7003 mtr.

Class = 3 D

Pos	Nbr	Name	Car	Gap	Diff	Total time	Fastest	In
1	19	VAN ELDEREN Jan	Porsche 911 RS	-- 5 laps --		16:08.407	2:55.563	2
2	83	DIERICK Marnix	Jaquar 420 Saloon	1:55.808	1:55.808	18:04.215	3:17.323	2
3	20	VAN HAM Cor	Porsche 934	2:30.873	35.065	18:39.280	2:59.937	2
4	6	DE BAER Guy	Ford GT 40	4:30.916	2:00.043	20:39.323	3:22.066	2
5	78	SMEETS Bert	Dodge Challenger	-- 4 laps --		12:25.842	2:55.278	2
6	32	MARTENS Xavier	Porsche 911 3.0	4:43.870	4:43.870	17:09.712	3:49.257	2

NOT CLASSIFIED IN CLASS 3 D Classification Limit (75% of 5 laps) = 3 laps

DNC	4	SCHIPPERS Jan	Chevrolet Camaro	1 laps		3:24.428	3:05.296	1
-----	---	---------------	------------------	--------	--	----------	----------	---

Class = 4 B

Pos	Nbr	Name	Car	Gap	Diff	Total time	Fastest	In
1	68	BRUNEEL Raphael	VW Golf	-- 5 laps --		18:46.794	3:14.954	2

Class = 4 C

Pos	Nbr	Name	Car	Gap	Diff	Total time	Fastest	In
1	58	DIERICKX Geert	BMW E 30 M3	-- 5 laps --		16:55.168	2:55.552	2
2	81	Scheurs/Lotterer	Audi Coupé 2.0	34.085	34.085	17:29.253	3:03.886	2
3	87	BLOMAERT Herbert	BMW E 30 325i	44.930	10.845	17:40.098	3:02.048	2
4	24	VAN ELDEREN Bas	BMW E30 325i	1:00.210	15.280	17:55.378	3:03.096	2
5	120	LAUREYNS Tom	BMW 325i	1:07.352	7.142	18:02.520	3:06.979	1
6	37	VAN de PLASSE Jean-Pierre	Peugeot 205 GTI	1:47.871	40.519	18:43.039	3:17.718	2
7	195	POTTERS Mario	Peugeot 205 GTI	3:55.528	2:07.657	20:50.696	3:31.272	1
8	250	BRAUNEISER Hans	Ford Escort MK II	-- 4 laps --		14:42.811	3:17.907	2
9	121	BRACKE Jonathan	BMW 325i	-- 3 laps --		10:51.032	3:18.563	2

Class = 4 D

Pos	Nbr	Name	Car	Gap	Diff	Total time	Fastest	In
1	107	GELISSEN Olav	Porsche 964	-- 5 laps --		17:08.045	2:57.657	2
2	109	WOLTERS Hans	Porsche 964	43.360	43.360	17:51.405	3:06.116	1
3	3	PAQUE Pierre-Yves	Porsche 911 SC RS	1:34.005	50.645	18:42.050	3:05.258	2
4	117	NULENS Eric	Porsche 964	2:00.294	26.289	19:08.339	3:13.494	1
5	205	Van den BOOGAARD	Porsche 964	4:37.375	2:37.081	21:45.420	3:11.896	2

Class = 5

Pos	Nbr	Name	Car	Gap	Diff	Total time	Fastest	In
1	316	JULESEN Tjarc	Porsche 911	-- 5 laps --		16:53.788	2:55.419	2
2	28	D'HOOGHE Corry	Lancia Beta Monte Carlo	-- 4 laps --		20:56.772	3:12.860	2

Nr. 20, 69 and 171 - 1 minute penalty for overtaking during Safety Car

Nr. 33 and 110 - 4 minutes penalty for overtaking twice during Safety Car

Fastest time : 2:55.278 in lap 2 by nbr. 78 : SMEETS Bert (Dodge Challenger)

Timekeeping by : RSTime by TimeService.nl


Results and Laptimes : www.raceresults.nu

Time Printed : 17:00:57

Publication-time

17.2012

Clerk of the Course



Hans Schnock

Steward

Timekeeper



Harald Roelse

